

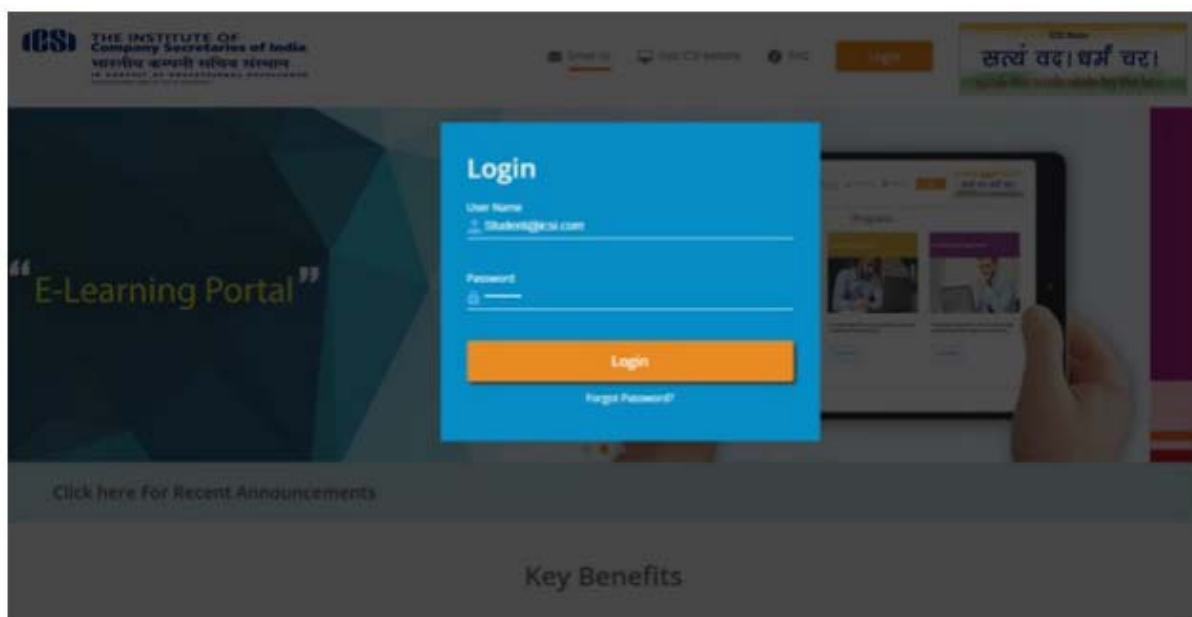
Steps to launch exempted paper in Online Pre-exam Test

The Institute might have granted paper-wise exemptions to some of the students on the basis of higher qualification / corresponding exemption(s) on the basis of switchover. Even though such students are not required to pass the Pre-Examination Test, they are required to launch the test of such papers after logging into the E-learning Module

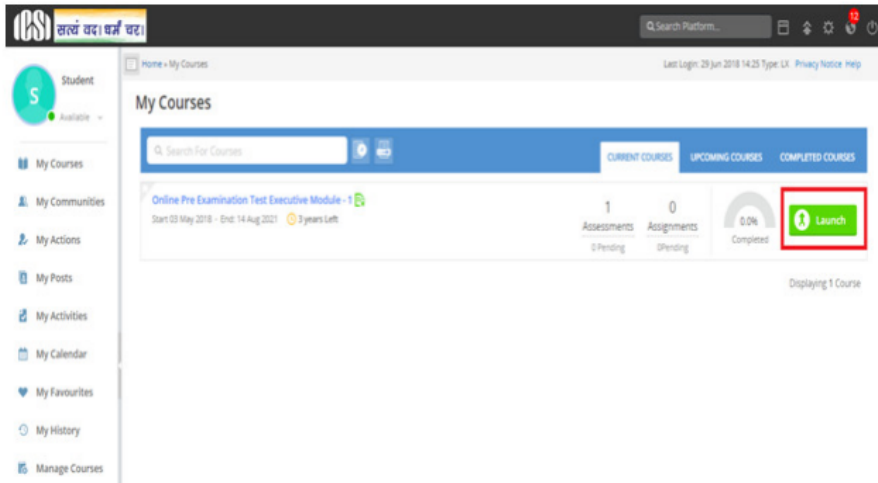
Steps to launch exempted paper in Online Pre-exam Test

1. Login using your credentials:
Link - <https://elearning.icsi.in>

(Please note, your Login credentials (Login Id and password) would be intimated to you once you pay the requisite fee)



2. Click on My Course:
3. After Clicking on My Courses, all the courses in which you are enrolled will appear on the screen. You can select Online Pre Examination Test Executive /professional Module -1 from the list of courses. Click on Online Pre Examination test Module – 1. Click on Launch Button in Green Color.



4. Upon Launching, Pre Examination Guidelines page will open, please read guidelines carefully.



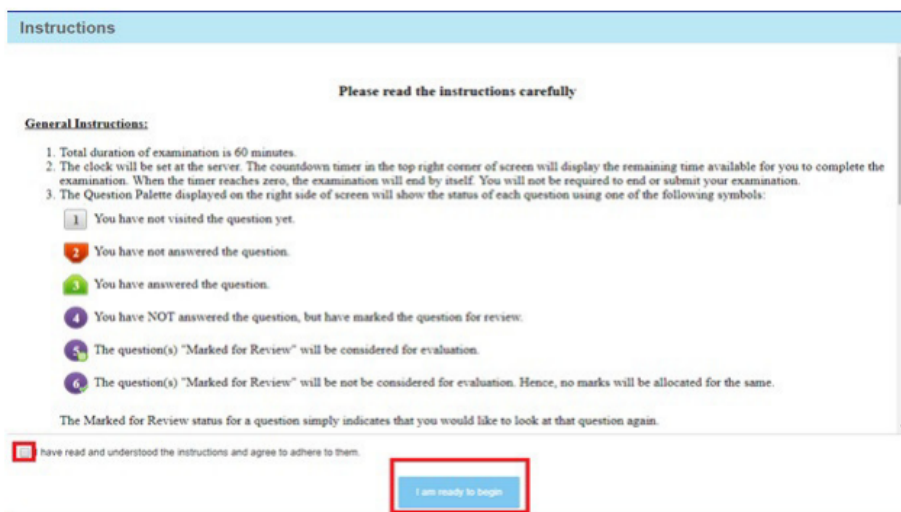
5. After reading Guidelines, Please click on Assessment Tab given just below paper name



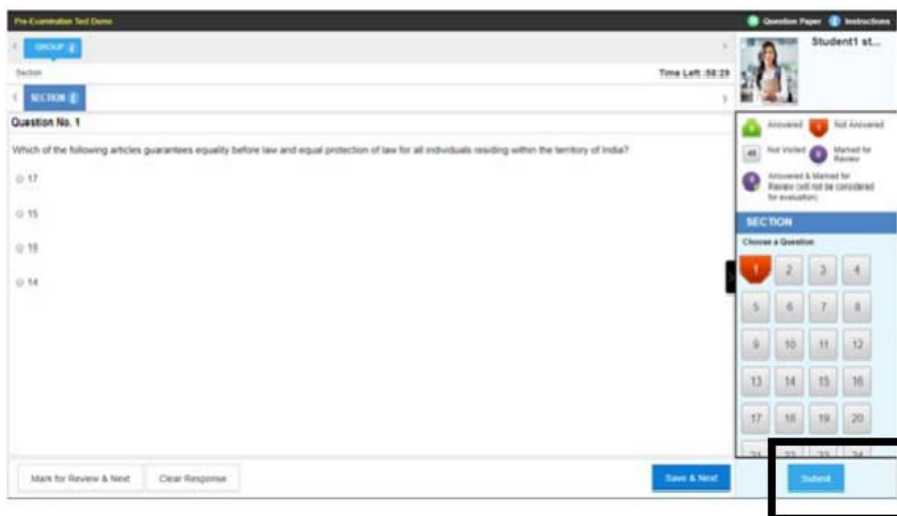
6. After Clicking on Assessment, Please click on launch assessment button:



7. After clicking on launch assessment, instruction page will open. Please read these instructions carefully. After reading instruction, please tick the checkbox displaying (I have read and understood the instructions and agree to adhere to them). Please click on "I am ready to begin button".



8. On Assessment screen without attempt any question directly click on submit button



Important. Only after completing the aforesaid process, the respective papers shall be marked as passed for issue of Pre-Examination Test Completion Certificate for the respective Module.

Team ICSI