

User manual for CL Quiz 2025

Please log in to your LMS account using the direct link provided below.

Link- <https://www.tcsion.com/LX/login#lx>

Learner

- Collaborate with peers
- Access Study Material
- Get Feedback

Instructor

- Create courses
- Take tests
- Give assignments

Administrator

- Send notifications
- Publish events
- Collaborate with communities

Institutions

- Create learning communities
- Aggregate content
- Connect with industry

Login

Login ID




Password

☐ Keep me signed in

Login

[Forgot Login ID?](#) [Forgot Password?](#)

Or Login using

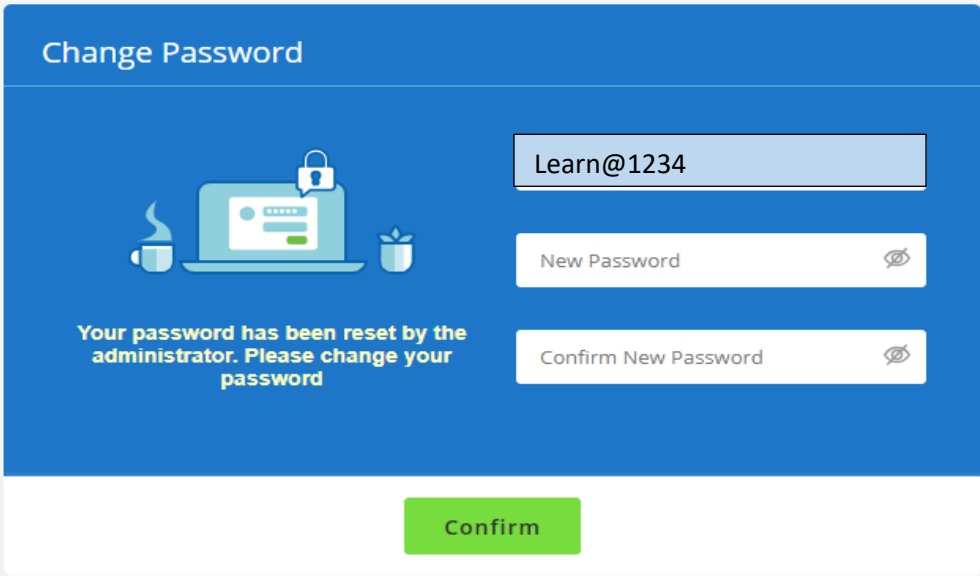
You can also reach the login page by pasting the following link in updated Google Chrome Browser

For executive - https://g25.tcsion.com/LX/home/home_page?c_id=all-india-company-law-quiz-2025-executive-prelimin-14973516-1677

For professional - https://g25.tcsion.com/LX/home/home_page?c_id=all-india-company-law-quiz-2025-professional-preli-1497368-1677

A. Now use the following **Login Credentials** information

1. Your **Login id** is Your Registration Number (without any **slash** sign) suffix with **@icsi.edu**
For example- If your registration number is 1234567/10/2018 then your login ID will be [1234567102018@icsi.edu](#)
2. Default **password for first time login** is **Learn@1234**
2. Upon first login, you will be redirected to **Change password page where old password is 'Learn@1234'** and then you can enter New Password to make final password. Your new password shall be like Study@3214 or Cap@99989.
3. **Once you reset the password please note it for future reference.**



Change Password

Learn@1234

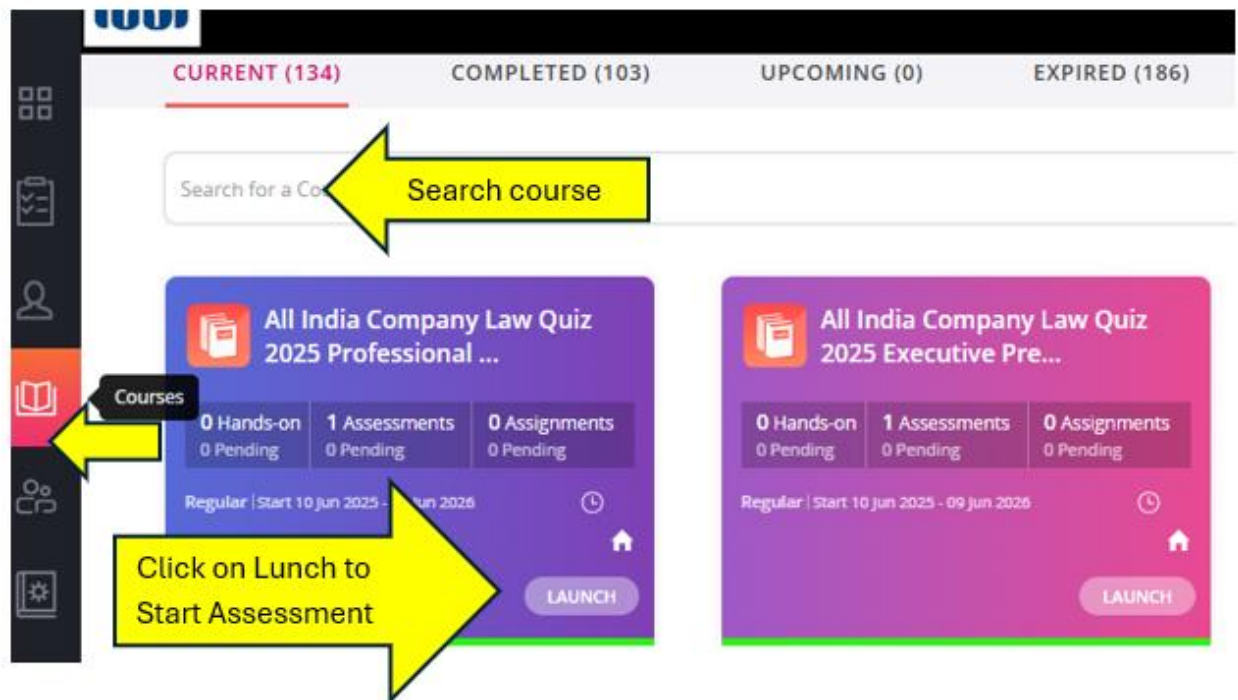
New Password

Confirm New Password

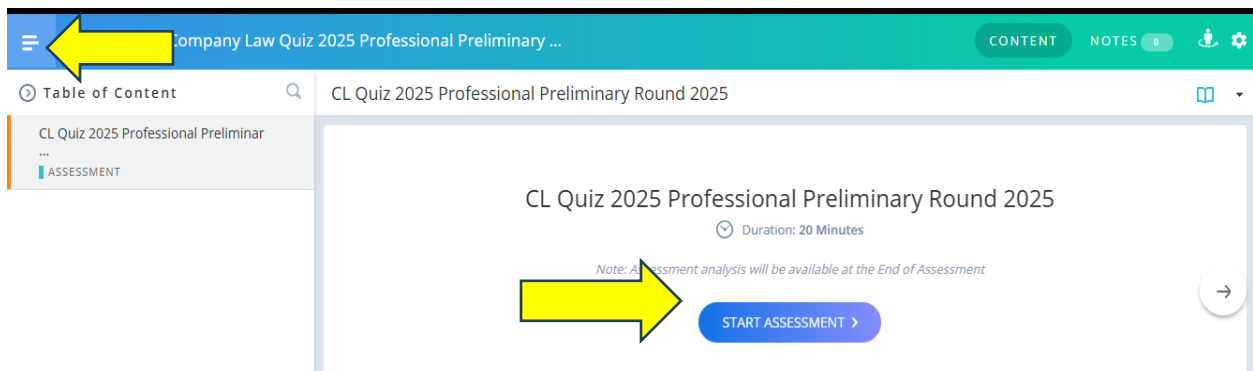
Your password has been reset by the administrator. Please change your password

Confirm

4. In case you forget password then use forgot password link:
https://www.tcsion.com/dotcom/PasswordPolicy/forgot_pwd.jsp?orgFolder=TCSSMB&loginType=12NaN1
Where Login Id is your registration number without slash@icsi.edu e.g1400000072018@icsi.edu and the only option is email. The link to reset password will be sent to your registered e-mail Id.
5. Pictorial Guidance for accessing the CL quiz 2025
Upon successful login you will be redirected to the page containing the dashboard and my courses section. You can go to the Dash board or to the My courses section and find the “All India Company Law Quiz 2025 Executive” or “All India Company Law Quiz 2025 Professional”.



Step 2. After click on launch button Table of content will appear, please click on the Expand TOC to select the subject for which want to take the Pre-Examination Test and then click on LAUNCH ASSESSMENT as shown below.



Step 3. You will be guided to the Instructions page. Read the Instructions carefully.

Instructions

1. Total duration of examination is 20 minutes.
2. The clock will be set at the server. The countdown timer in the top right corner of screen will display the remaining time available for you to complete the examination. When the timer reaches zero, the examination will end by itself. You will not be required to end or submit your examination.
3. The Question Palette displayed on the right side of screen will show the status of each question using one of the following symbols:



You have not visited the question yet.



You have not answered the question.



You have answered the question.



You have NOT answered the question, but have marked the question for review.



The question(s) "Marked for Review" will be considered for evaluation.

☐

I have read and understood the instructions and agree to adhere to them.

I am ready to begin

After reading the instructions,

◇ Tick the checkbox displaying (I have read and understood the instructions and agree to adhere to them).

◇ Click on “I am ready to begin”

Step 4. Attempt question known to you and keep on clicking on SAVE & NEXT. Once you have attempted all the desired questions and the Question Blocks are in GREEN color you

may click on **SUBMIT** button.

Remote Assessment - Google Chrome
cdn3.digialm.com/OnlineAssessment/quiz.html

CL Quiz 2025 Professional Preliminary Round 2025

Instructions Question Paper

CLQProfPrelims2025

Sections Time Left : 19:52

CLQProfPrelims2025

Marks for correct answer: 1 | Negative Marks: 0

Question No. 1

A person shall not serve as an independent director in more than;

☐ six listed entities

☐ five listed entities

☐ ten listed entities

☐ seven listed entities

Mark for Review & Next Clear Response Save & Next Submit

0 Answered 1 Not Answered

24 Not Visited 0 Marked for Review

0 Answered & Marked for Review (will also be evaluated)

CLQProfPrelims2025

Choose a Question

1 2 3 4

5 6 7 8

9 10 11 12

Step 5. Keep on giving confirmation on all next pages to submit your assessment.

Step 6. To check whether you have successfully submitted your assessment or not please try LAUNCH the assessment again and see that the screen shows you last attempt efforts as shown below:

All India Company Law Quiz 2025 Executive Preliminary Round

Course Batch

All India Company Law Quiz 2025 Executive Preliminary Round

Regular Course June 10 2025 - June 09 2026

0 Hands Ons	1 Assessments	0 Assignments	Time Spent	Completed
0 Pending	0 Pending	0 Pending	NA	100.0%

Launch Course

B. Technical Requirements for Using the LMS

a. Good Speed internet connection (4MB/s)

- b. Updated version of Google Chrome/Mozilla Firefox browsers. We do not recommend Internet Explorer.
- c. Preferred Screen resolution - 1366 x 768 / 1280 x 720.
- d. Regular cleaning of browser cache memory
- e. The preferred screen resolution is of width 1440px to 768px.

C. Devices Recommended.

We recommend using Desktop/Laptop of Latest configuration for taking or for accessing the CL quiz .