


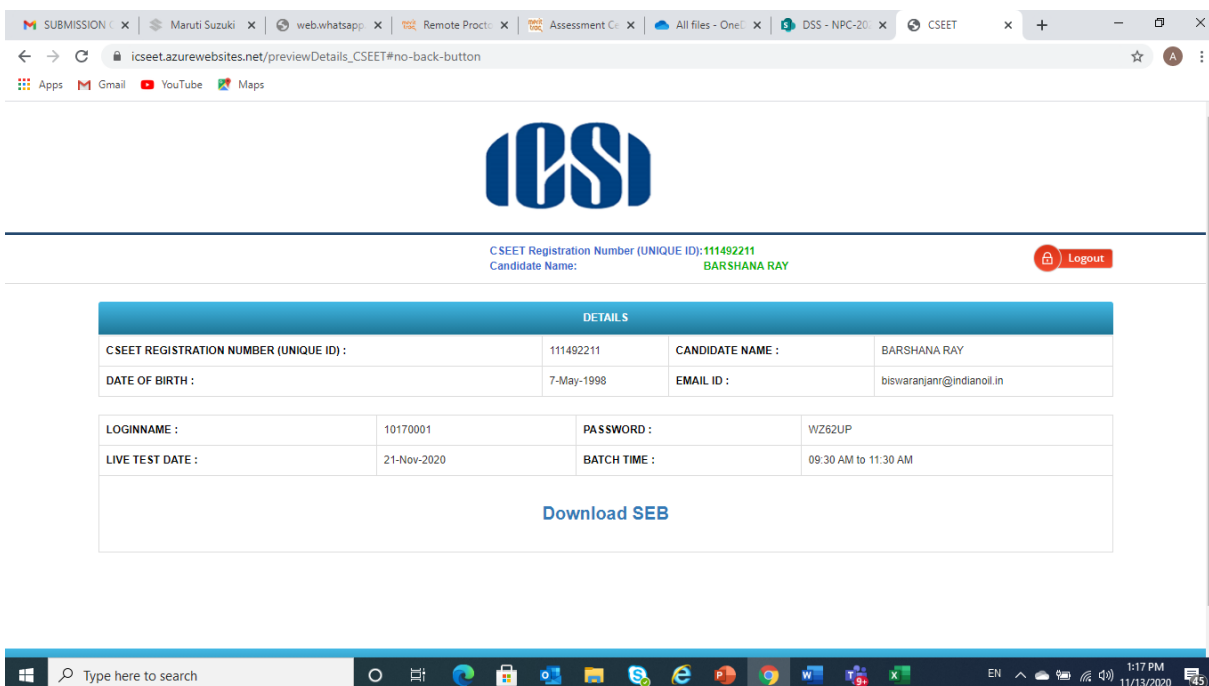
Secure Browser Download Process

Click the below Link.

<https://icseet.azurewebsites.net/>



2. Enter the CSEET Registration Number and DOB and Click on Submit Button



3. Click on Download Button to download the SEB.



CSEET Registration Number (UNIQUE ID): 111492211
Candidate Name: BARSHANA RAY

 Logout

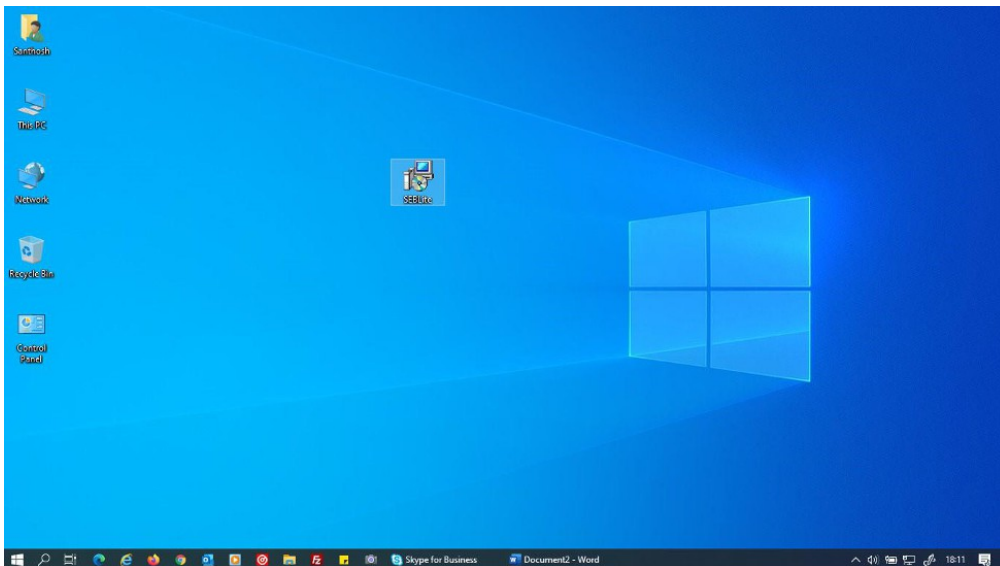
DETAILS			
CSEET REGISTRATION NUMBER (UNIQUE ID) :	111492211	CANDIDATE NAME :	BARSHANA RAY
DATE OF BIRTH :	7-May-1998	EMAIL ID :	biswaranjanr@indianol.in
LIVE LOGIN ID :	10170001	PASSWORD :	WZ62UP
MOCK TEST LOGIN ID:	D10170001	PASSWORD :	WZ62UP
MOCK TEST DATE :	18-Nov-2020	BATCH TIME :	09:30 AM to 11:30 AM
LIVE TEST DATE :	21-Nov-2020	BATCH TIME :	09:30 AM to 11:30 AM
Download SEB			

NOTE: Remove pop up blocker before starting download and Installation of **Safe Exam Browser**

Step 1: Download

Click to download the Safe Exam browser file (SEBLite.exe) onto your Computer from the above form or from the link provided to you in your email and SMS.

- During download, the anti-virus in your system may prompt you to re-confirm download, as it is an exe file.
- Do NOT worry, it is very safe to download and the run the exe file.
- This exe file is needed only for the exam and not for anything else.
- On completion of the exam, you may go the Control Panel and uninstall the same.



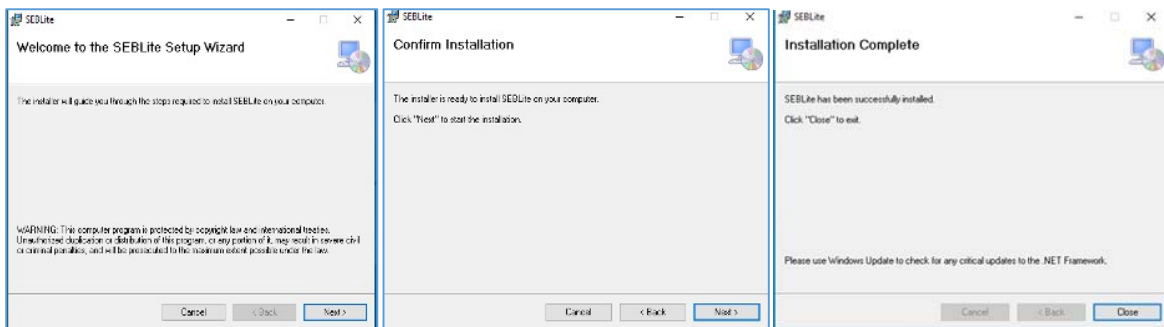
Step 2: Installation

Double click on “SEBLite” to start the installation.

- You will get the following pop-up window that will say “Windows protected your PC”
- Click on “**More Info**” to know more about
- Click on “**Run Anyway**” to initiate the installation process.



- Click on **“Next >”** to continue
- Click on **“Close”** to complete the Setup

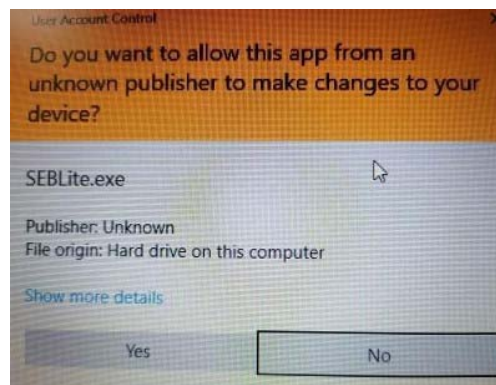
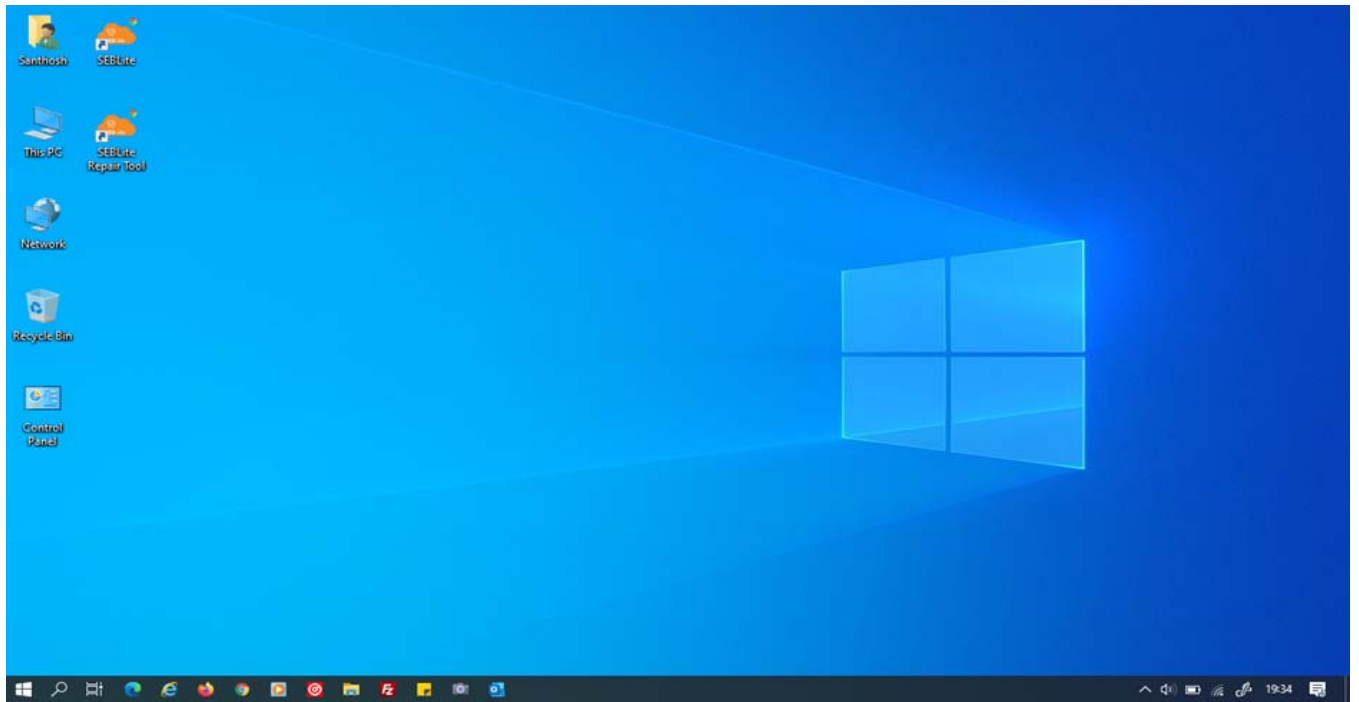


Step 3: RUN Time

You will be able see two shortcut icons on desktop

- SEBLite**
- SEBLite Repair tool**

Please double click on **“SEBLite”** shortcut Icon



Based on your Windows settings you may / may not get the below mentioned popup message. Click "Yes" to continue

Note : Please do not uninstall SEBLite until your examination is completed

Enter Login Credentials, Confirm Attendance and Sign In

Password can be alphanumeric or DoB based on design

122.167.127.220

Login ID	<input type="text" value="AA05YOB6"/>
Password	<input type="password" value="*****"/>
<input checked="" type="checkbox"/> I confirm my attendance by logging in	
<input type="button" value="Sign in"/> <input type="button" value="Register"/>	