


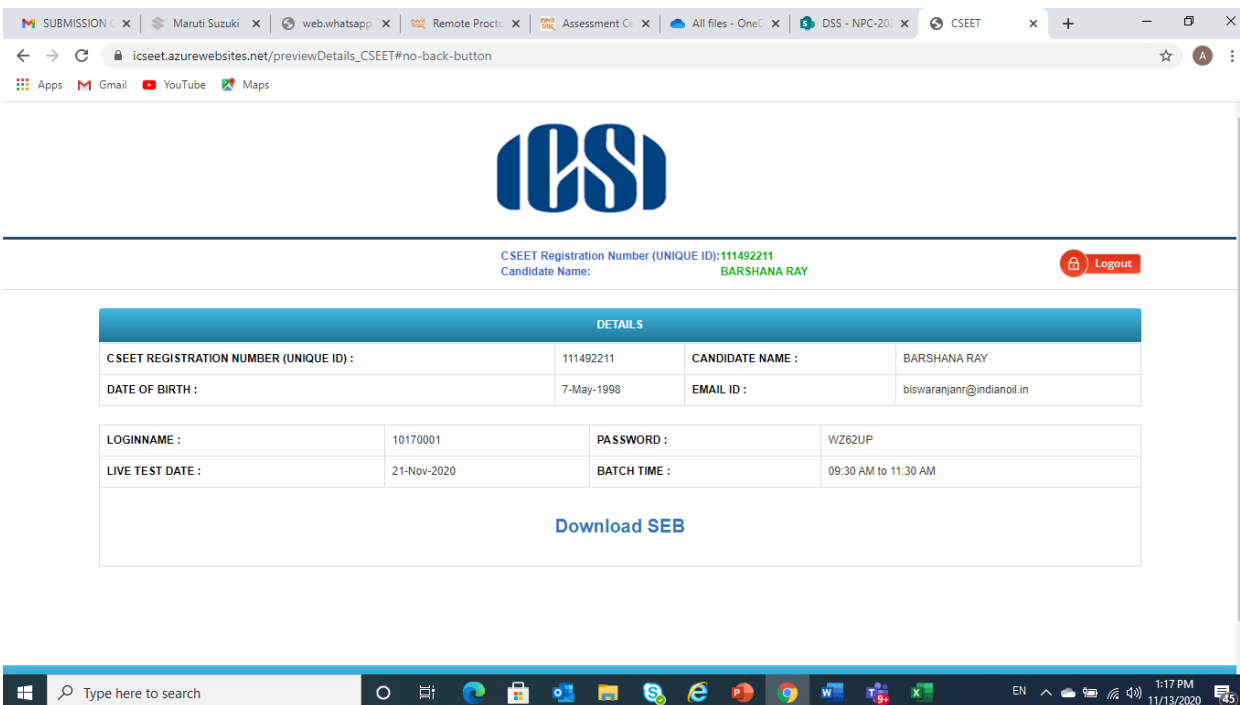
Secure Browser Download Process

Click the below Link.

https://icseet.azurewebsites.net/index_controller_CSEET/login



2. Enter the CSEET Registration Number and DOB and Click on Submit Button



3. Click on Download Button to download the SEB.

CSEET Registration Number (UNIQUE ID): 111492211
Candidate Name: BARSHANA RAY

[Logout](#)

DETAILS			
CSEET REGISTRATION NUMBER (UNIQUE ID) :	111492211	CANDIDATE NAME :	BARSHANA RAY
DATE OF BIRTH :	7-May-1998	EMAIL ID :	biswaranjan@indianoil.in
LOGINNAME :	10170001	PASSWORD :	WZ62UP
LIVE TEST DATE :	21-Nov-2020	BATCH TIME :	09:30 AM to 11:30 AM

[Download SEB](#)

https://s3.ap-south-1.amazonaws.com/icsiblite.meritracpariksha.com/CSI-SEBLite-Chrome.msi

Type here to search

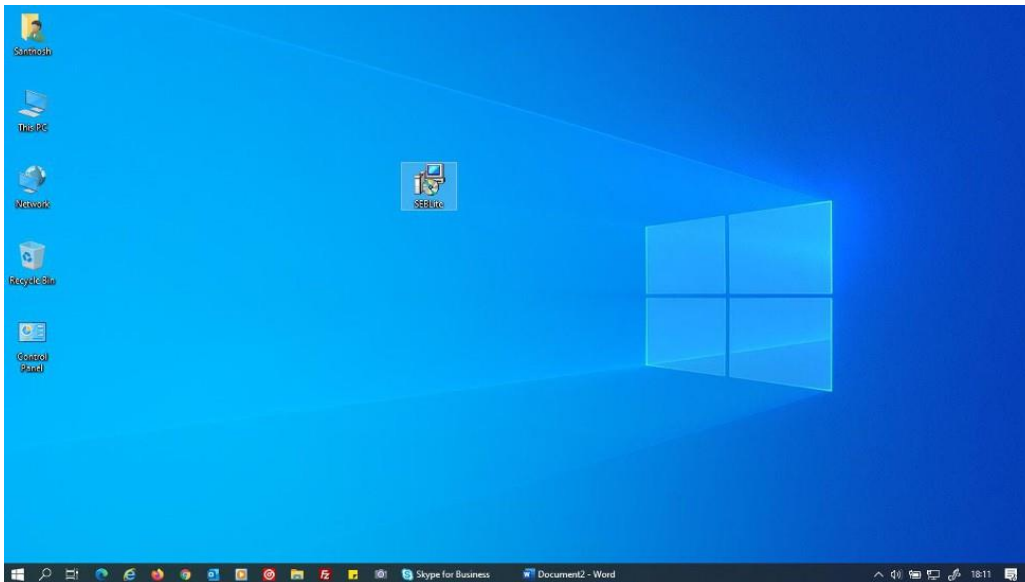
1:18 PM
11/13/2020

NOTE: Remove pop up blocker before starting download and Installation of **Safe Exam Browser**

Step 1: Download

Click to download the Safe Exam browser file (SEBLite.exe) onto your Computer from the above form or from the link provided to you in your email and SMS.

- During download, the anti-virus in your system may prompt you to re-confirm download, as it is an exe file.
- Do NOT worry, it is very safe to download and the run the exe file.
- This exe file is needed only for the exam and not for anything else.
- On completion of the exam, you may go the Control Panel and uninstall the same.



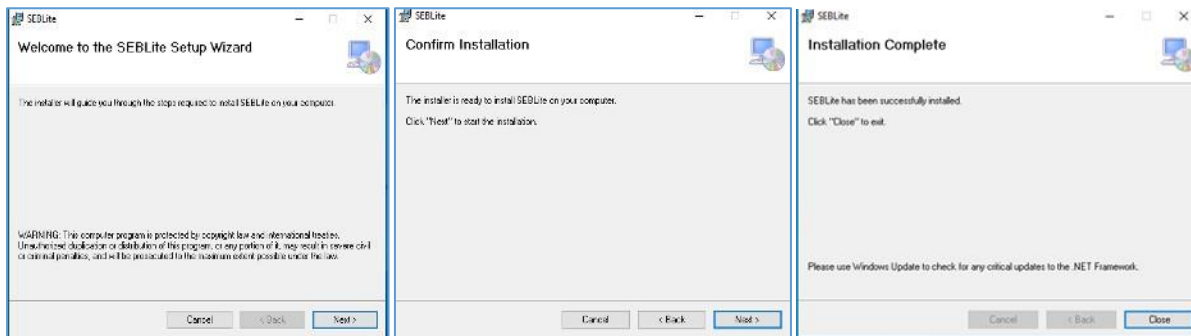
Step 2: Installation

Double click on “**SEBLite**” to start the installation.

- You will get the following pop-up window that will say “Windows protected your PC”
 - Click on “**More Info**” to know more about
 - Click on “**Run Anyway**” to initiate the installation process.



- Click on “Next >” to continue
- Click on “Close” to complete the Setup

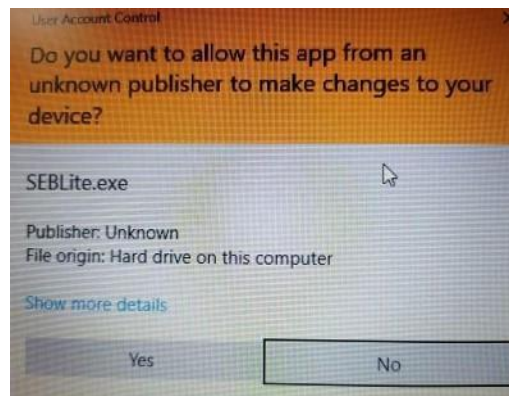
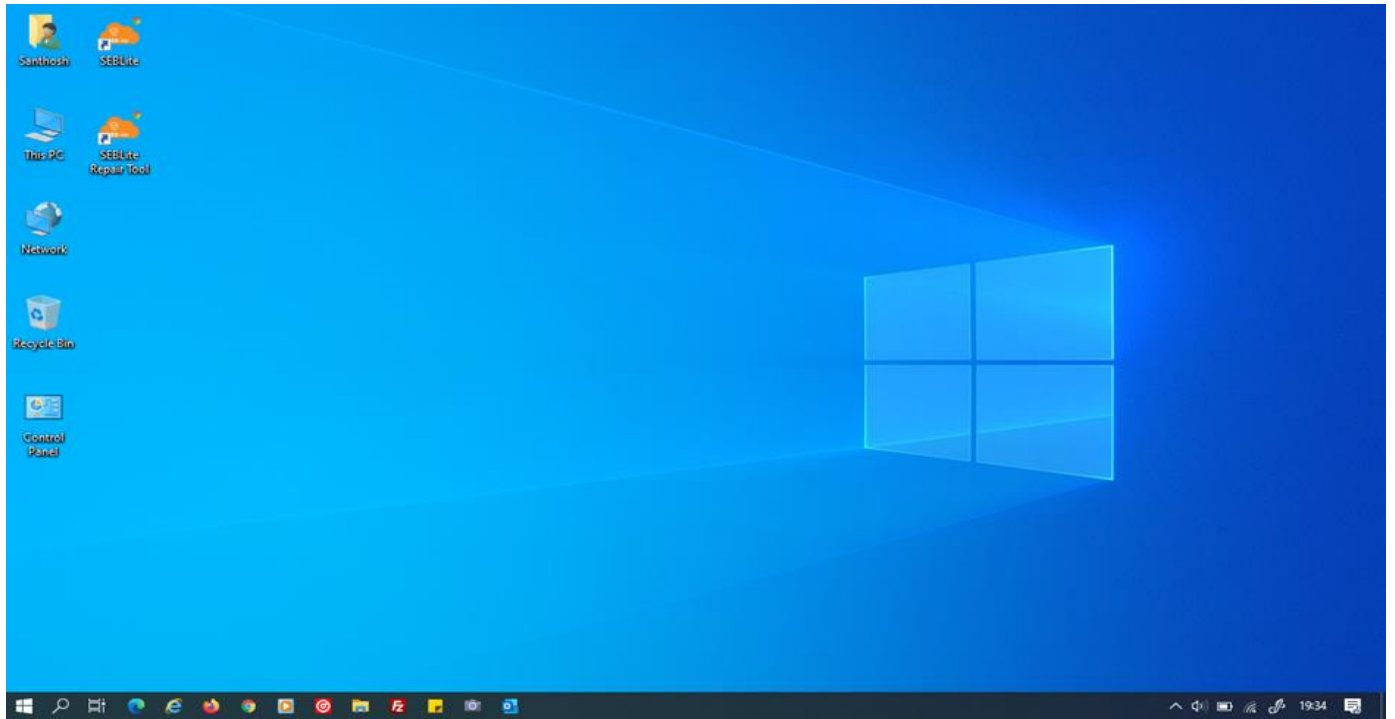


Step 3: RUN Time

You will be able see two shortcut icons on desktop

- SEBLite**
- SEBLite Repair tool**

Please double click on “SEBLite” shortcut Icon



Based on your Windows settings you may / may not get the below mentioned popup message. Click "Yes" to continue

Note : Please do not uninstall SEBLite until your examination is completed

Enter Login Credentials, Confirm Attendance and Sign In

Password will be alphanumeric and this will be sent via SMS or email to all the candidates.

122.167.127.220

Login ID	<input type="text" value="AA05YOB6"/>
Password	<input type="password" value="*****"/>
<input checked="" type="checkbox"/> I confirm my attendance by logging in	
<input type="button" value="Sign in"/> <input type="button" value="Register"/>	