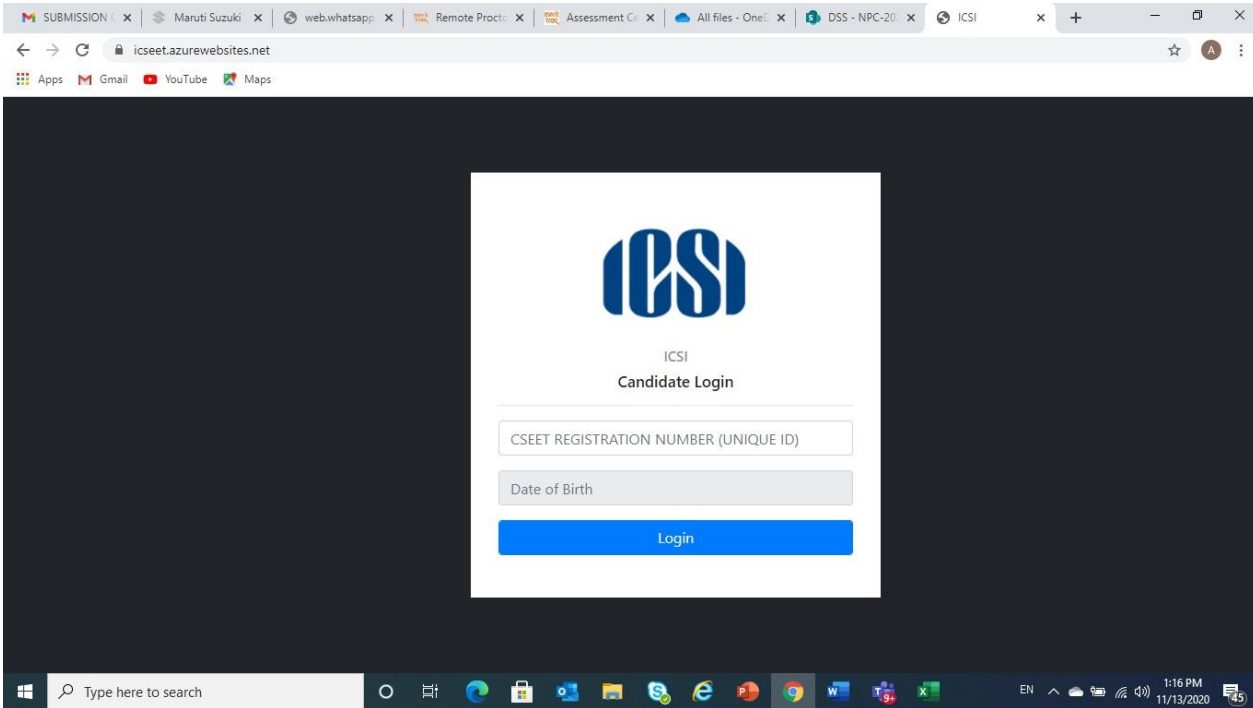


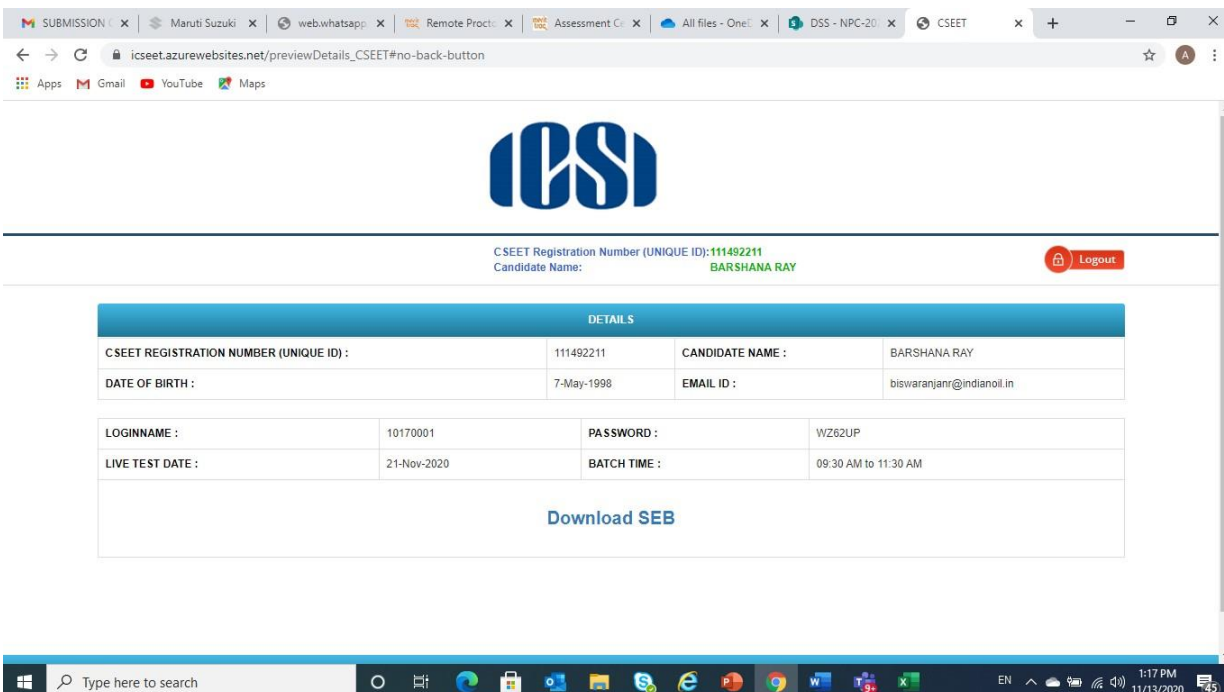
# Secure Browser Download Process

Click the below Link.

[https://icseet.azurewebsites.net/index\\_controller\\_CSEET/login](https://icseet.azurewebsites.net/index_controller_CSEET/login)



2. Enter the CSEET Registration Number and DOB and Click on Submit Button



3. Click on Download Button to download the SEB.

CSEET Registration Number (UNIQUE ID): 111492211  
Candidate Name: BARSHANA RAY

[Logout](#)

DETAILS			
CSEET REGISTRATION NUMBER (UNIQUE ID) :	111492211	CANDIDATE NAME :	BARSHANA RAY
DATE OF BIRTH :	7-May-1998	EMAIL ID :	biswaranjanr@indianoil.in
LOGINNAME :	10170001	PASSWORD :	WZ62UP
LIVE TEST DATE :	21-Nov-2020	BATCH TIME :	09:30 AM to 11:30 AM

[Download SEB](#)

https://s3.ap-south-1.amazonaws.com/icseiblite.meritracpaniksha.com/CSI-SEBLite-Chrome.msi

Type here to search

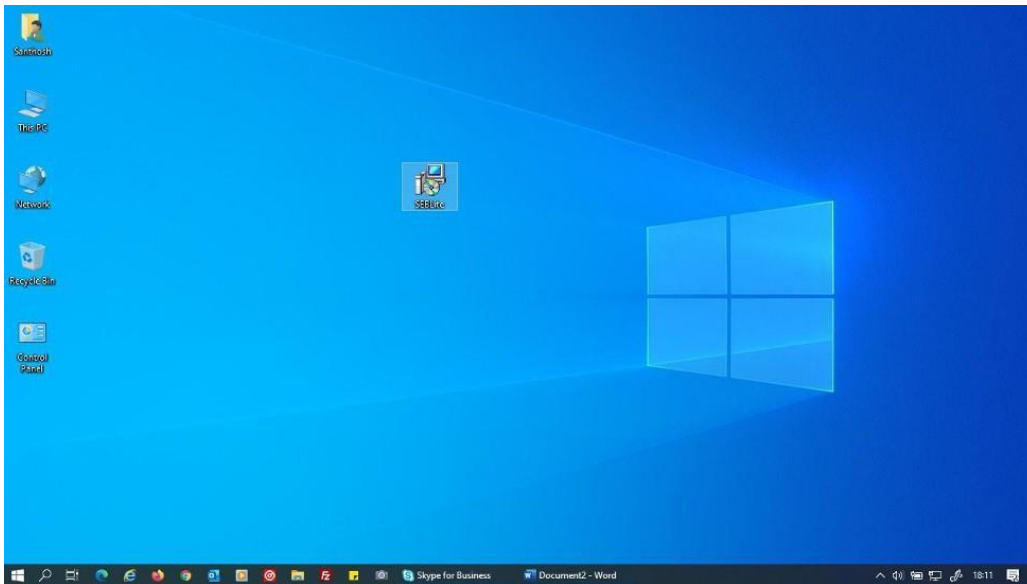
1:18 PM  
11/13/2020

NOTE: Remove pop up blocker before starting download and Installation of **Safe Exam Browser**

### Step 1: Download

Click to download the Safe Exam browser file (SEBLite.exe) onto your Computer from the above form or from the link provided to you in your email and SMS.

- During download, the anti-virus in your system may prompt you to re-confirm download, as it is an exe file.
- Do NOT worry, it is very safe to download and the run the exe file.
- This exe file is needed only for the exam and not for anything else.
- On completion of the exam, you may go the Control Panel and uninstall the same.



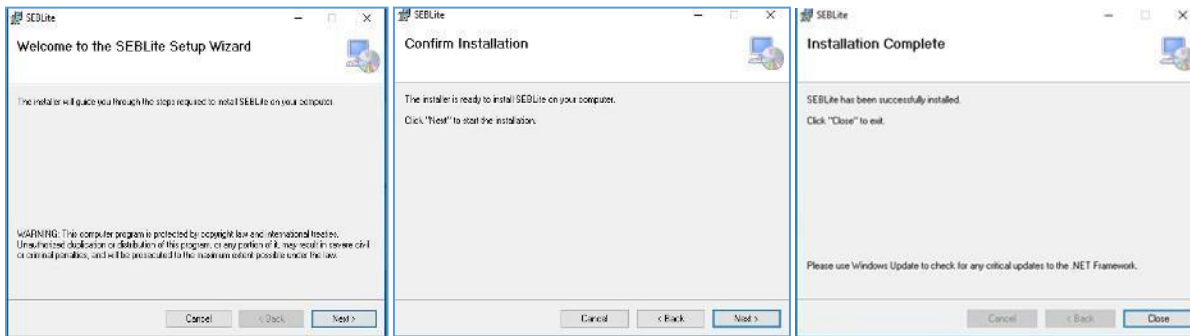
### Step 2: Installation

Double click on **“SEBLite”** to start the installation.

- You will get the following pop-up window that will say **“Windows protected your PC”**
  - Click on **“More Info”** to know more about
  - Click on **“Run Anyway”** to initiate the installation process.



- Click on “Next >” to continue
- Click on “Close” to complete the Setup

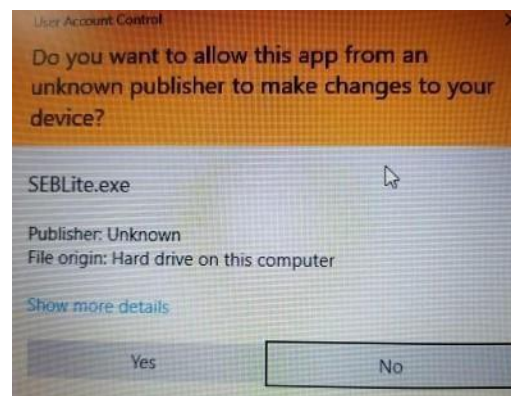
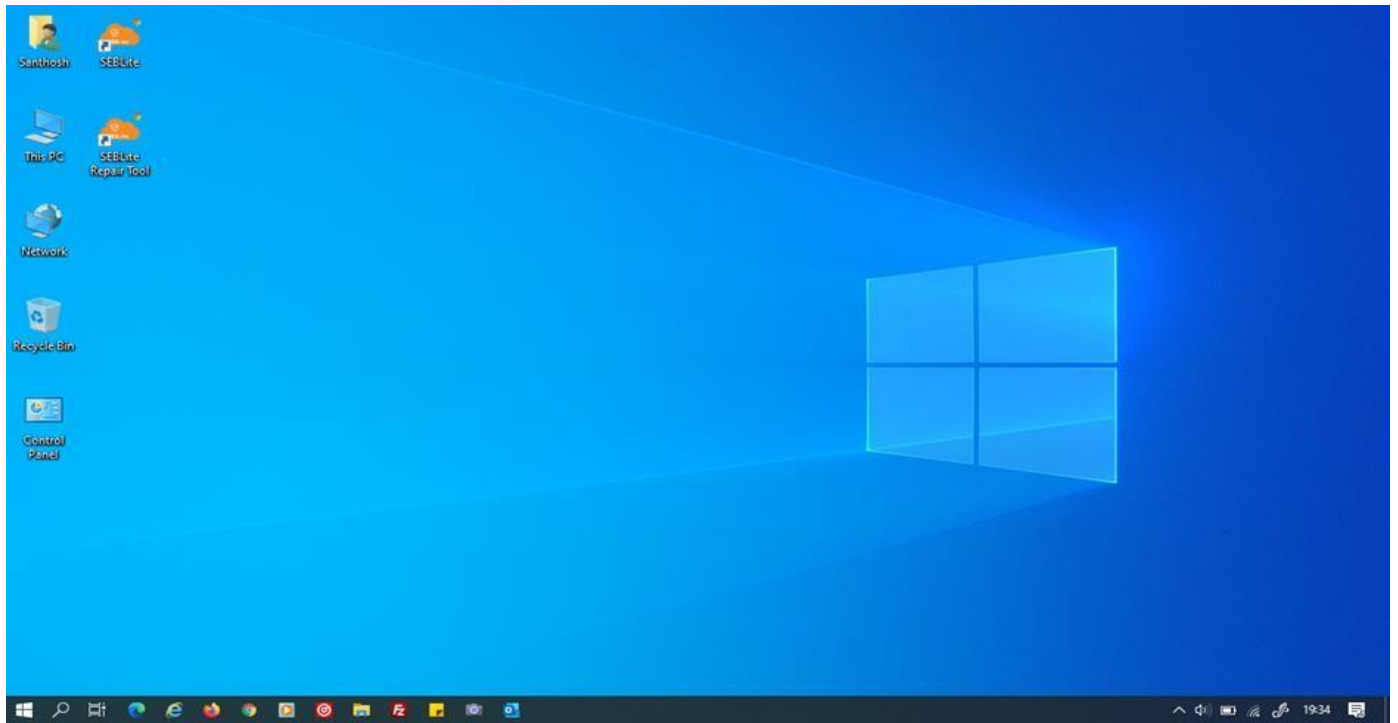


### Step 3: RUN Time

You will be able see two shortcut icons on desktop

- SEBLite**
- SEBLite Repair tool**

Please double click on “SEBLite” shortcut Icon



Based on your Windows settings you may / may not get the below mentioned popup message. Click "Yes" to continue

Note : Please do not uninstall SEBLite until your examination is completed

## Enter Login Credentials, Confirm Attendance and Sign In

Password will be alphanumeric and this will be sent via SMS or email to all the candidates.

**122.167.127.220**

Login ID	<input type="text" value="AA05YOB6"/>
Password	<input type="password" value="*****"/>
<input checked="" type="checkbox"/> I confirm my attendance by logging in	
<input type="button" value="Sign in"/> <input type="button" value="Register"/>	