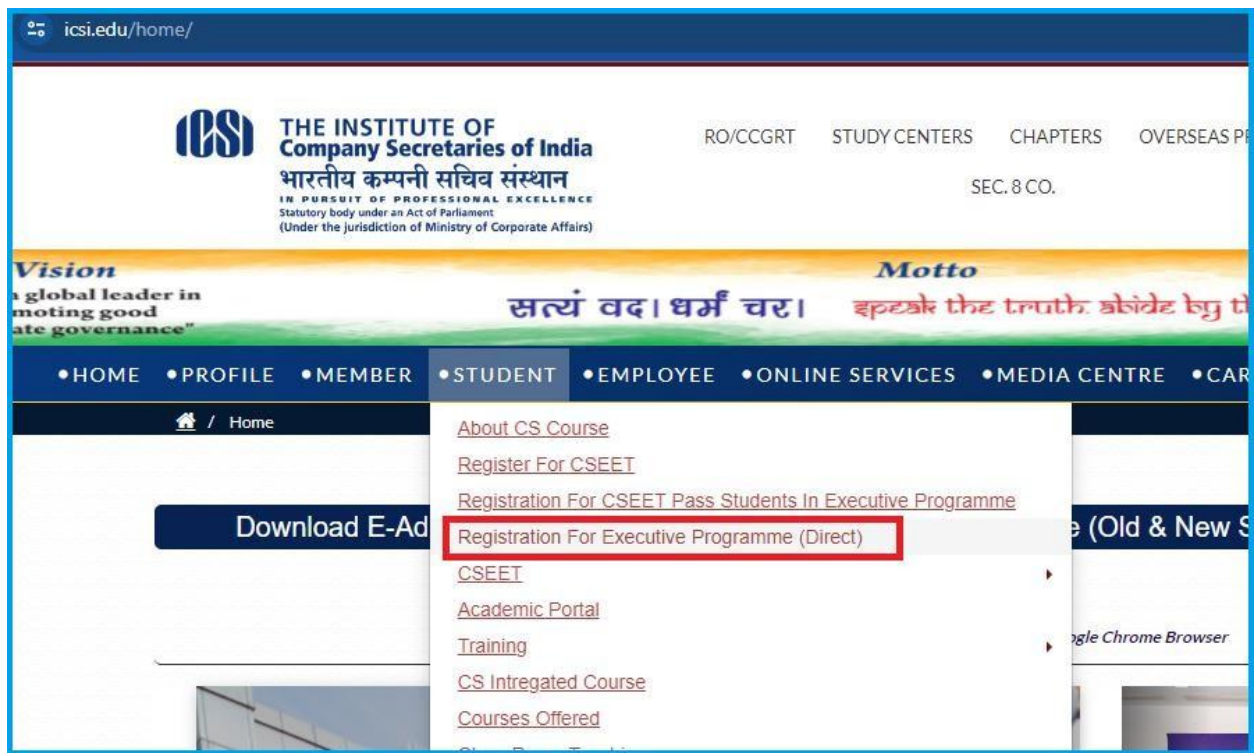


Process of direct online registration for Executive Programme for the following

- CS Foundation pass students
- Graduates and Post-Graduates
- ICAI Intermediate Pass students
- ICMAI Final Pass students
- Students appearing in the final year or final semester of undergraduate programmes (03 years)- [Provisional Registration]
- Students who have passed the 6th semester of any recognized integrated programme (05 years' duration)
- Students who are appearing in the 6th semester of any recognized integrated programme (05 years' duration) [Provisional Registration].


Steps 1: - Click on Student at www.icsi.edu → Registration for Executive Programme (Direct)



Step 2: - Click the applicable check boxes and click on proceed to registration

Process of direct online registration for Executive Programme for the following

← → ↻ smash.icsi.edu/Scripts/Registration/Instructions.aspx?ID=R1

 **THE INSTITUTE OF
Company Secretaries of India**
भारतीय कम्पनी सचिव संस्थान
IN PURSUIT OF PROFESSIONAL EXCELLENCE
Statutory body under an Act of Parliament
(Under the jurisdiction of Ministry of Corporate Affairs)

Helpline Number: 0120 - 4522000

HOME CSEET REGISTRATION EXECUTIVE REGISTRATION FOR CSEET PASSED STUDENT+ COMPLAINT+ COUNSELLOR REGISTRATION+ PRINT RECEIPT ECART+

C&S JOURNAL+ TRAINING AUTOMATION PORTAL PRELIMINARY ENROLLMENT STATUS HELP+

Student Registration Information

Students are advised to click on the following link to get details about complete process of online registration. [Click Here](#)

Attention:-
Before proceeding to registration form please make sure that you are ready with the softcopy of the documents mentioned on this page.

- Photograph of the candidate
- Signature of the candidate
- DOB Certificate (10th pass certificate)
- Qualification Certificate (12th Marksheet or Certificate //CAI/ICMAI Final Pass Certificate/Graduation pass certificate/Graduation Consolidated marksheets/Post Graduation pass certificate/Consolidated marksheets)
- Category certificate (Other than general)
- Identity proof(Aadhaar Card/Passport/Voter ID /Pan Card/Driving License/Ration Card)

Guidelines should be followed.

All the files should be present in one of the following formats(jpg, jpeg, png, gif, bmp,pdf).

The maximum allowed file size is 2 MBs.

File size of student photo should be between 20kb to 50kb.

File Size of student signature should be between 10kb to 20kb..

[Proceed To Registration](#)

Step 3: - Select your qualification and fill your Basic Details.

smash.icsi.edu/Scripts/Registration/Registration.aspx

THE INSTITUTE OF Company Secretaries of India
भारतीय कम्पनी सचिव संस्थान
IN PURSUIT OF PROFESSIONAL EXCELLENCE
Statutory body under an Act of Parliament
(Under the jurisdiction of Ministry of Corporate Affairs)

Helpline Number: 01

HOME CSEET REGISTRATION EXECUTIVE REGISTRATION FOR CSEET PASSED STUDENT+ COMPLAINT+ COUNSELLOR REGISTRATION+ PRINT RECEIPT

CS JOURNAL+ TRAINING AUTOMATION PORTAL PRELIMINARY ENROLLMENT STATUS HELP+

1 Basic Details 2 Education Details 3 Source Of Information 4 Document Details 5 Preview 6 Payment

New Registration Incomplete Registration

Basic Information

Applied Programme * Executive

Qualification * Select Qualification
Select Qualification
ICAI Final Course passed students
ICMAI Final Course passed students
Graduates (having minimum 50% marks)
Post Graduates

Aadhar Card Number

Title Mr./Ms./Mrs/Mx *

Enter Name as per 10th Certificate.

First Name * Test

Middle Name

Last Name

Gender * Male

Category * General

Date of Birth * 01/01/2000

Step 4: - Note Unique Id for future reference

HOME CSEET REGISTRATION EXECUTIVE REGISTRATION FOR CSEET PASSED STUDENT+ COMPLAINT+ COUNSELLOR REGISTRATION+ PRINT RECEIPT ECART+

CS JOURNAL+ TRAINING AUTOMATION PORTAL PRELIMINARY ENROLLMENT STATUS HELP+

1 Basic Details 2 Education Details 3 Source Of Information 4 Document Details 5 Preview 6 Payment

Your Unique Request ID is : 111 9

Your request is in progress, and you will receive a confirmation mail/SMS shortly. Please proceed to next pages for registration

Back Next

Step 5: - Fill your Parents details and your qualification Details

1 Basic Details 2 Education Details 3 Source Of Information 4 Document Details 5 Preview 6 Payment

Relative

Father/Spouse * -Select-

Father/Spouse name *

Mother's Name *

Qualifications

SNO.	NAME OF SCHOOL / COLLEGE / UNIVERSITY *	EXAM PASSED *	UNIVERSITY / BOARD *	MAIN SUBJECTS *	EXAM PASSED YEAR *	
1		-Select-			-Select-	Delete

+ADD MORE

Back Next

Step 6: - Fill source of Information, opt for the Classroom teaching centres of ICSI to join classes (Yes/No), check fee details and click Next button.

HOME CSEET REGISTRATION EXECUTIVE REGISTRATION FOR CSEET PASSED PRINT RECEIPT STUDENT+ COMPLAINT+ ECART+ CS JOURNAL+

TRAINING AUTOMATION PORTAL HELP+ CS MITR REGISTRATION+ PRELIMINARY ENROLLMENT STATUS

1. Basic Details > 2. Education Details > 3. Source Of Information > 4. Document Details > 5. Preview > 6. Payment

Source Of Information

How did you come to know about

Company Secretaries Course

Payment Amount

Opt for the class room teaching centres ?* Yes No

[Click here for more details](#)

Fee Details

EDUCATION FEE-EXECUTIVE	12900.00	
REGISTRATION FEE-EXECUTIVE	2000.00	
SUBSCRIPTION TO CHARTERED SECRETARY	500.00	<input checked="" type="checkbox"/> Uncheck if Not Required (Rs 500.00 will be reduced)
PRE -EXAM TEST FEE – EXECUTIVE	1000.00	
STUDENTS ORIENTATION PROGRAMME- HQ	2300.00	
SALE STUDENTS ORIENTATION PROGRAMME (TDOP) BOOK-HQ	200.00	
CSEET Exemption Fee	5000.00	
Executive Programme Classroom Teaching Fees (Advance Partial Fee)	10000.00	<input type="checkbox"/> (Optional) if Coaching is not Selected (Rs 10,000.00 will be reduced)

Note : Chartered Secretary Journal Subscription (Optional) for one year only.

Rs. 10,000/- advance Classroom Teaching fee is for one group only, you are required to remit the balance fee (if applicable) at your respective Regional / Chapter Office.

Step 7: - Upload your required documents and the declaration box and click next button.

Document Upload

Qualification/Certificate Name* Semester/Year File Path* No file chosen

[Click here to download](#) UNDERTAKING - Claiming 100% fee concession in total fees payable except fees payable for pre-test & ODOP Required.

SL NO	DOCUMENT TYPE	SEMESTER/YEAR	UPLOAD DATE	DOWNLOAD	DELETE
1	Graduation pass certificate	NA	21-02-2022	Download	Delete
2	DOB Certificate / 10th Certificate	NA	21-02-2022	Download	Delete
3	10+2 Marksheet / Certificate	NA	21-02-2022	Download	Delete
4	Signature	NA	21-02-2022	Download	Delete
5	Photo	NA	21-02-2022	Download	Delete

I hereby declare that the particulars furnished above are true to the best of my knowledge and belief and if at any time it has come to the notice of the Institute that the said particulars were untrue, I agree to my registration being cancelled without any obligation on the part of the Institute to refund any fee paid by me to the Institute without prejudice to the right of the institute to take any further action as deemed fit and appropriate.

* Please upload .jpg, .png image file only.
 * Please upload .docx, .doc, .pdf, .jpg, .png document only.
 * The size of file to be uploaded should be less than 2 MB.

Step 8: - Click on "Confirm Application" button on screen.

1. Basic Details
2. Education Details
3. Source Of Information
4. Documents Details
5. Preview
6. Success

General Information

Programme :	Executive	
Qualification :	Graduates (having minimum 50% marks)	
Aadhar Card Number :		
Title :	Mr.	
First Name :	Test	
Middle Name :		
Last Name :		
Gender :	Male	
Category :	General	
Date Of Birth :	01/01/2000	
Nationality :	Indian	
Phone Number :		
Mobile Number :	911234567890	
Father/Spouse's Name :	ab	
Mother Name :	cd	
email id :	abc@yahoo.in	
Venue for One Day Orientation Programme :	AGRA	
How did you come to know about company :	Direct	
Secretaries Course :		
Payment Amount :	23,900	
CSJ Subscription :	No	
Study Opted :	Yes	
Class room teaching Opted :	No	

Permanent Address Details

Address Line1 :	8
Address Line2 :	
Address Line3 :	
Country :	India
State :	Delhi
District :	Central Delhi
City :	New Delhi
Postal Code :	110001

Corresponding Address Details

Address Line1 :	8
Address Line2 :	
Address Line3 :	
Country :	India
State :	Delhi
District :	Central Delhi
City :	New Delhi
Postal Code :	110001

Education Details

SNO.	NAME OF SCHOOL / COLLEGE / UNIVERSITY	EXAM (PATTERN)	UNIVERSITY / BOARD	MARK SUBJECTS	EXAM (PATTERN) YEAR
1	CSJ	2 COU	CSJ	470	2021

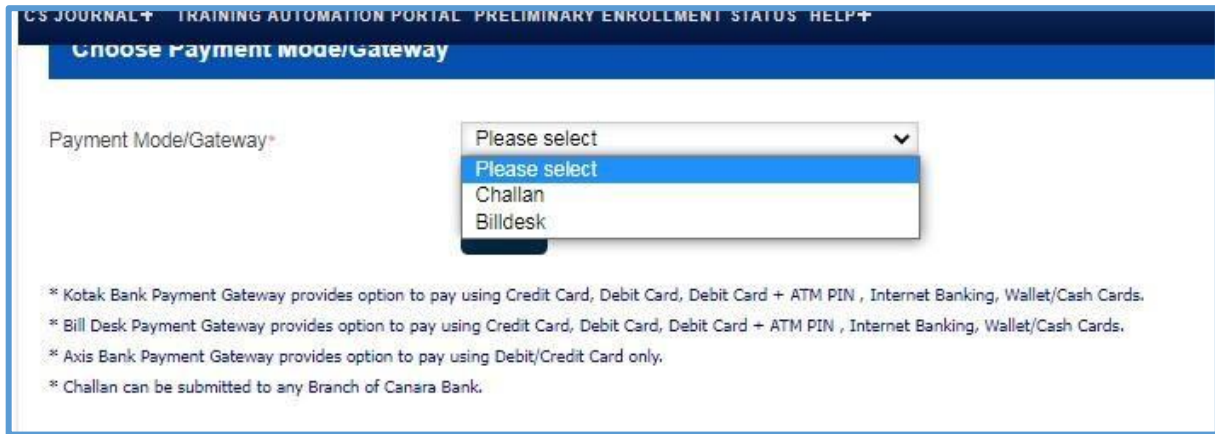
Document Upload

SNO.	DOCUMENT TYPE	MARKS/PERCENTAGE	UPLOAD DATE	DOWNLOAD
1	Photo	NA	21/2/2022 02:25:41 PM	Download
2	Signature	NA	21/2/2022 02:25:47 PM	Download
3	DOB Certificate / 10th Certificate	NA	21/2/2022 02:29:06 PM	Download
4	ID Proof	NA	21/2/2022 02:31:00 PM	Download
5	10+2 Marksheet / Certificate	NA	21/2/2022 02:32:37 PM	Download
6	Graduation pass certificate	NA	21/2/2022 02:33:14 PM	Download
7	Graduation Consolidated marksheets	NA	21/2/2022 02:31:10 PM	Download

Back

Confirm Application

Step 9: - Payment Mode Selection



CS JOURNAL TRAINING AUTOMATION PORTAL PRELIMINARY ENROLLMENT STATUS HELP

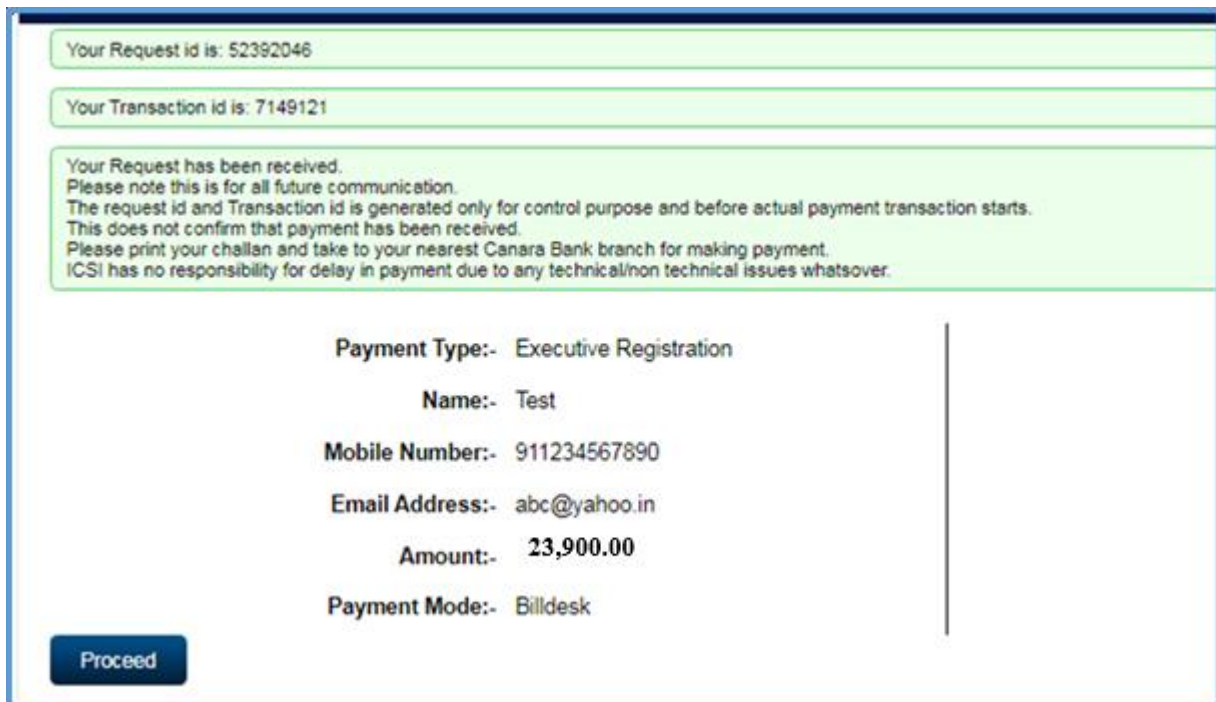
Choose Payment mode/Gateway

Payment Mode/Gateway* Please select

- Please select
- Challan
- Billdesk

* Kotak Bank Payment Gateway provides option to pay using Credit Card, Debit Card, Debit Card + ATM PIN , Internet Banking, Wallet/Cash Cards.
* Bill Desk Payment Gateway provides option to pay using Credit Card, Debit Card, Debit Card + ATM PIN , Internet Banking, Wallet/Cash Cards.
* Axis Bank Payment Gateway provides option to pay using Debit/Credit Card only.
* Challan can be submitted to any Branch of Canara Bank.

Step 10: - Note Request Id and Transaction Id for future reference



Your Request id is: 52392046

Your Transaction id is: 7149121

Your Request has been received.
Please note this is for all future communication.
The request id and Transaction id is generated only for control purpose and before actual payment transaction starts.
This does not confirm that payment has been received.
Please print your challan and take to your nearest Canara Bank branch for making payment.
ICSI has no responsibility for delay in payment due to any technical/non technical issues whatsoever.

Payment Type:- Executive Registration
Name:- Test
Mobile Number:- 911234567890
Email Address:- abc@yahoo.in
Amount:- 23,900.00
Payment Mode:- Billdesk

Proceed

Step 11: - On Successful Payment, You will be registered for Executive Programme and same will be informed through email/SMS on registered email id/mobile number

Note: Executive Registration number will be used as user id for login in SMASH portal.